

CRS *Systems*

POS Cash Drawers

Affordable industry standard cash drawers for use with PC/POS systems.



CRS heavy-duty

cash drawers for use
with PC/POS systems
or cash registers.

CRS part number:

Color:

Shipping weight:

Dimensions– Drawer:

Insert tray:

Carton:

Bill/Coin compartment:

Standard security drawer lock:

Media slots:

Enforced drawer compulsion:

Cable/Connector

Printer interface pin-out assign.:

Solenoid voltage:



Push Button Model 40

160040

Brown, stainless steel front panel

16.48 lbs.

16¹/₁₆"W x 16³/₈"D x 4³/₈"H

13⁷/₈"W x 11³/₈"D x 2³/₈"H

19"W x 19"D x 6"H

5 x 5 with removable coin section

1 position– lock

No

No

—

—

—



Standard Model 80

160080

Beige enamel finish

16 lbs.

15³/₄"W x 17³/₄"D x 4¹/₄"H

13⁷/₈"W x 11³/₈"D x 2³/₈"H

18³/₁₆"W x 22³/₈"D x 5"H

5 bill / 5 coin

2– manual & printer release

No

Yes

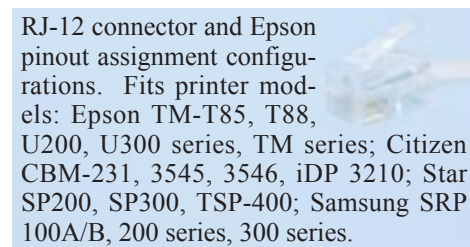
48" cable, RJ12 connector

Epson compatible

24 Volt



Push button drawer release eliminates
necessity of connector cables.



2-position lock.



Removable and adjustable heavy-duty
ABS plastic 5 bill, 5 coin insert tray with
removable coin section.



Removable heavy-duty plastic 5 bill,
5 coin insert tray. Optional 4 bill, 8 coin
European/Canadian insert tray available.

CRS



Heavy-Duty Model 88

160088
 Beige enamel finish
 27 lbs.
 18¹/₈"W x 18¹/₈"D x 5"H
 16³/₁₆"W x 12³/₈"D x 2¹⁵/₁₆"H
 22⁷/₁₆"W x 22⁷/₁₆"D x 6"H
 5 x 5, adjustable lift-out coin section
 3- manual & printer release, lock
 No
 Yes
 48" cable, RJ-12 connector
 Epson compatible
 24 Volt

Deluxe Model 81

160081
 Beige, stainless steel front panel
 30 lbs.
 18⁷/₈"W x 19¹¹/₁₆"D x 4¹⁵/₁₆"H
 16³/₁₆"W x 12³/₈"D x 2¹⁵/₁₆"H
 22"W x 25"D x 7"H
 5 bill / 5 coin
 3- manual & printer release, lock
 2
 Yes
 48" cable, RJ-12 connector
 Epson compatible
 24 Volt

Deluxe Model 82

160082
 Beige, stainless steel front panel
 30 lbs.
 18⁷/₈"W x 19¹¹/₁₆"D x 4¹⁵/₁₆"H
 16³/₁₆"W x 12³/₈"D x 2¹⁵/₁₆"H
 22"W x 25"D x 7"H
 5 bill / 5 coin
 3- manual & printer release, lock
 2
 No
 48" cable, Molex connector
 Citizen compatible
 24 Volt

RJ-12 connector and Epson pinout assignment configurations. Fits printer models: Epson TM-T85, T88, U200, U300 series, TM series; Citizen CBM-231, 3545, 3546, iDP 3210; Star SP200, SP300, TSP-400; Samsung SRP 100A/B, 200 series, 300 series.



3-position security lock.



Extra deep insert with lift out coin section and adjustable bill and coin dividers for Canadian or European configuration.

RJ-12 connector and Epson pinout assignment configurations. Fits printer models: Epson TM-T85, T88, U200, U300 series, TM series; Citizen CBM-231, 3545, 3546, iDP 3210; Star SP200, SP300, TSP-400; Samsung SRP 100A/B, 200 series, 300 series.

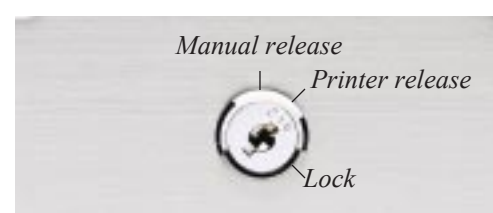


3-position security lock.



Removable heavy-duty ABS plastic 5 bill, 5 coin insert tray.

Molex connector and Citizen pinout assignment configuration. Fits Citizen iDP 3540, iDP 3541.



3-position security lock.




Removable heavy-duty ABS plastic 5 bill, 5 coin insert tray.

POS 203 and POS 508 RS-232C

Cash Drawer Opening Card and Wedge

CRS part number:
External power supply:
No dedicated ports needed:
Monitors multi-port types:
No false triggering:
Interface:
Connector:
Printer interface pinout assign:
Compatible with 12 or 24 volt:
Trigger any ASCII character:
Supports multiple drawers:

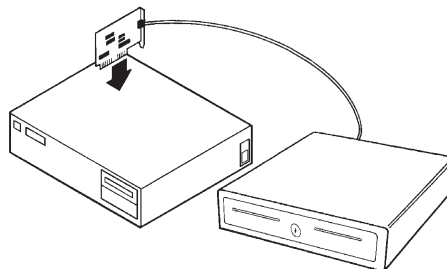
The CRS model 80, 88 or 81 POS cash drawers combined with the POS 203 or POS 508 drawer opening devices will work with more combinations of hardware and software than any other on the market today.



POS 203 Card

160203
 None
 ✓
 Serial, parallel, or custom ports
 ✓
 RS-232C
 RJ-12
 Epson compatible
 Yes
 Yes (selectable)
 Yes

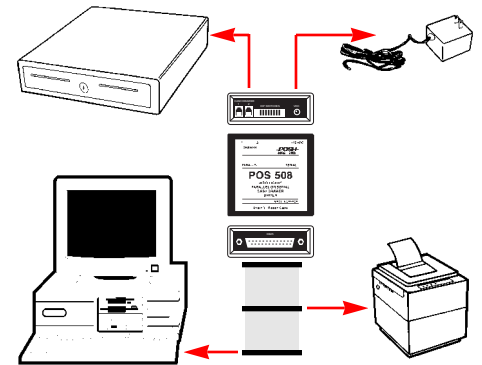
- The POS 203 cash drawer opening card will trigger on any ASCII character (selectable).
- The RJ-12 jack is compliant to cash drawers wired for Epson, Star and Citizen.
- The POS 203 card is easily adapted to any software.



POS 508 Wedge

160508
 12V DC power adapter included.
 ✓
 Serial, or parallel ports
 ✓
 RS-232C
 RJ-12
 Epson compatible
 Yes
 Yes (selectable)
 2

- Non-interactive device, the POS 508 is a passive wedge listening only to the data on the selected port.
- In serial mode selectable baud rates from 600 to 19.2, 7 or 8 data bits, parity or no parity on DTE or DCE.
- Supports null adapter use for dedicated port options.
- DB 25 'Y' ribbon cable included.



CRS

CRS

CRS Parts Division

2909 Anthony Lane N.E.

Minneapolis, Minnesota 55418

612/781-3474 1-800-333-4949

Fax: 612/781-9418

© 1998, Cash Register Sales, Inc.

All product features are subject to change without notice.

Printed in U.S.A.

CRS-280